



2011

WYRALLAH ROAD PUBLIC
SCHOOL

Annual School Report



Our school at a glance

Messages

Principal's message

Our new six-room two-storey classroom block was completed by June 2011. These classrooms are very modern, quiet and pleasant to work in. We are very grateful to the Federal Government and its Building the Educational Revolution (BER) program for this magnificent building.

Our achievements in Australia-wide academic competitions were pleasing but a downturn in the number of students competing was noted. An evaluation of our future participation will be held in 2012.

The students of Wyrallah Road Public School (WRPS) competed to a very high standard in the sporting arena. Full details are included in the Sport report.

Our multi-purpose all-weather sports court was finally completed for student use in Term 4 2011. This is an outstanding facility and one our parent body can be proud of. Our school is in the unfortunate position of not attracting any funding other than our global allocation. All extra funding has to be provided by the parent body. With our changing demographics we hope to attract Priority Schools Funding Program (PSFP) to our school from the survey conducted in 2012.

Our concert band continues to grow stronger each year and the performance at our Presentation Evening was very encouraging.

I certify that the information in this report is the result of a rigorous school self-evaluation process and is a balanced and genuine account of the school's achievements and areas for development.

Ralph Taylor

Our school proudly stands on Bundjalung land.

P & C message

We are a dedicated, caring, proactive group committed to supporting and enriching the learning and work environment of students and staff, as well as representing the needs of our school community. All of this we do with great success – we are proud to be Public! This year we have fundraised \$14 000 through many events; our major fundraiser being ticket sales for the student performance 'Fractured Fairytales'. Sue and her team have maintained their high standard of delivering quality, healthy food and service in the canteen and uniform shop, resulting in a profit of approximately \$10 000. Our major commitment this year has been the completion of the multi-purpose sports court. We were also able to support students in other ways such as band and music lessons and subsidising the cost of Life Education for every student. Patronage and voluntary efforts from our school community make this possible and for this we are grateful. This is my last year as President and for six years it has been my honour to represent and work with the dedicated parents, community and staff of WRPS. I am very proud of all our achievements in the past and know these will continue into 2012 and beyond.

Michelle Simpson – President

Student representatives' message

During 2011 the Student Representative Council (SRC) was engaged in the following initiatives:

- continued financial support for a disadvantaged student in Zimbabwe through World Vision;
- ongoing financial support for Stewart House;
- organising and assisting in the running of school discos during each term including a skate disco at Lismore Skate Centre;
- \$450 for an all-weather notice board;
- specific fundraising activities for teams and individuals in PSSA out-of-region competitions;

- raised \$2000 in total for the Queensland flood victims, the Japanese tsunami and Christchurch earthquake;
- provided \$136 worth of fruit for “Walk to School Safely” day;
- bought the National Rugby League (NRL) reading resource kit for school at a cost of \$100;
- donated \$175 to the Indigenous Literacy Foundation;
- bought an extra large cooler box for excursions, discos, etc. costing \$350;
- made \$5000 available for use in completing our multi-purpose court;
- leadership and involvement in the Lismore City ANZAC day march;
- purchase of additional audiovisual aids for use in the classroom; and,
- six of our Year 6 members also attended the Global Leadership Convention at Carrara in June.

Madison Virtue and Sam Gallagher – Student Representatives

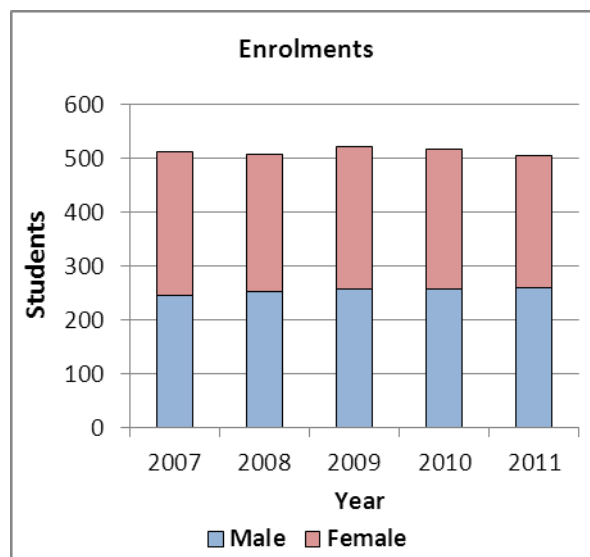
School context

Student information

It is a requirement that the reporting of information for all students must be consistent with privacy and personal information policies.

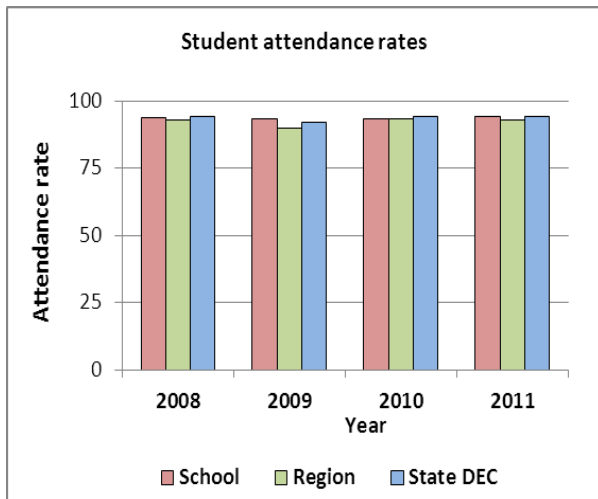
Student enrolment profile

The enrolment profile was 516 at 8 February 2011 with total numbers decreasing slightly throughout the year. At 6 December 2011 enrolment was 503. There were slightly more boys than girls and a small mix of various nationalities is interspersed throughout the grades. We have 38 Aboriginal students representing 6.5% of the total school population.



Student attendance profile

| | Year | 2008 | 2009 | 2010 | 2011 |
|-----------|--------------|------|-------------|-------------|-------------|
| School | K | | 92.0 | 91.8 | 94.1 |
| | 1 | | 93.5 | 92.0 | 93.4 |
| | 2 | | 92.7 | 94.0 | 93.9 |
| | 3 | | 94.4 | 93.3 | 94.6 |
| | 4 | | 92.6 | 94.5 | 95.9 |
| | 5 | | 94.5 | 93.9 | 94.7 |
| | 6 | | 94.1 | 93.9 | 94.6 |
| | Total | | 94.0 | 93.4 | 93.4 |
| Region | K | | 92.5 | 93.4 | 93.3 |
| | 1 | | 92.3 | 93.2 | 92.9 |
| | 2 | | 92.4 | 93.3 | 93.0 |
| | 3 | | 92.6 | 93.2 | 93.1 |
| | 4 | | 92.6 | 93.3 | 93.0 |
| | 5 | | 92.4 | 93.2 | 92.9 |
| | 6 | | 92.2 | 92.9 | 92.6 |
| | Total | | 92.8 | 90.1 | 93.2 |
| State DEC | K | | 94.3 | 94.7 | 94.7 |
| | 1 | | 93.7 | 94.2 | 94.2 |
| | 2 | | 94.0 | 94.4 | 94.2 |
| | 3 | | 94.1 | 94.5 | 94.4 |
| | 4 | | 94.0 | 94.5 | 94.3 |
| | 5 | | 94.0 | 94.4 | 94.2 |
| | 6 | | 93.6 | 94.0 | 93.8 |
| | Total | | 94.1 | 92.1 | 94.4 |



Management of non-attendance

Classroom teachers maintain a roll. Letters are sent to students' homes requesting explanation for unexplained absences. If a reply is not forthcoming a phone call is made by a member of the school executive. If satisfactory reasons are not provided the matter is referred to the Home School Liaison service.

Class sizes

Primary class sizes are included in the annual school report in order to provide parents with as much local information as possible. The following table shows our class sizes as reported at the 2011 Class Size Audit conducted on Monday 21 March 2011.

| Roll class | Year | Total per year | Total In class |
|------------|------|----------------|----------------|
| KD | K | 19 | 19 |
| KF | K | 19 | 19 |
| KJ | K | 19 | 19 |
| KP | K | 19 | 19 |
| 1B | 1 | 24 | 24 |
| 1C | 1 | 22 | 22 |
| 1K | 1 | 28 | 28 |
| 2/3W | 2 | 10 | 28 |
| 2B | 2 | 24 | 24 |
| 2N | 2 | 19 | 19 |
| 2W | 2 | 26 | 26 |
| 2/3W | 3 | 18 | 28 |
| 3K | 3 | 28 | 28 |
| 3S | 3 | 27 | 27 |
| 4B | 4 | 28 | 28 |
| 4H | 4 | 27 | 27 |
| 5/6A | 5 | 13 | 32 |
| 5/6G | 5 | 15 | 27 |
| 5/6M | 5 | 17 | 33 |
| 5/6V | 5 | 13 | 32 |
| 5/6W | 5 | 21 | 31 |
| 5/6A | 6 | 19 | 32 |
| 5/6G | 6 | 12 | 27 |
| 5/6M | 6 | 16 | 33 |
| 5/6V | 6 | 19 | 32 |
| 5/6W | 6 | 10 | 31 |

Staff information

It is a requirement that the reporting of information for all staff must be consistent with privacy and personal information policies.

Staff establishment

| Position | Number |
|-------------------------------------------|---------------|
| Principal | 1 |
| Deputy Principal(s) | 1 |
| Assistant Principal(s) | 4 |
| Head Teachers | 0 |
| Classroom Teachers | 16 |
| Teacher of Emotional Disabilities | 0 |
| Teacher of Mild Intellectual Disabilities | 0 |
| Teacher of Reading Recovery | 0.63 |
| Support Teacher Learning Assistance | 1 |
| Teacher Librarian | 1 |
| Teacher of ESL | 0.2 |
| Counsellor | 0.4 |
| School Administrative & Support Staff | 3.962 |
| Total | 27.194 |

The National Education Agreement requires schools to report on Indigenous composition of their workforce.

At the present time there are no indigenous members of the school staff.

Teacher qualifications

All teaching staff meet the professional requirements for teaching in NSW public schools.

| Qualifications | % of staff |
|-------------------|------------|
| Degree or Diploma | 88.5 |
| Postgraduate | 11.5 |

Financial summary

This summary covers funds for operating costs and does not involve expenditure areas such as permanent salaries, building and major maintenance.

| | |
|--------------------------------|------------------|
| Date of financial summary: | 30/11/2011 |
| Income | \$ |
| Balance brought forward | 219490.69 |
| Global funds | 390189.19 |
| Tied funds | 157654.43 |
| School & community sources | 174273.88 |
| Interest | 13897.60 |
| Trust receipts | 13476.15 |
| Canteen | 0.00 |
| Total income | 968981.94 |
| Expenditure | |
| Teaching & learning | |
| Key learning areas | 116546.28 |
| Excursions | 59420.70 |
| Extracurricular dissections | 29479.24 |
| Library | 10264.53 |
| Training & development | 1007.45 |
| Tied funds | 149145.19 |
| Casual relief teachers | 104859.07 |
| Administration & office | 53241.51 |
| School-operated canteen | 0.00 |
| Utilities | 51297.37 |
| Maintenance | 25784.39 |
| Trust accounts | 15665.89 |
| Capital programs | 92395.11 |
| Total expenditure | 709106.73 |
| Balance carried forward | 259875.21 |

A full copy of the school's 2011 financial statement is tabled at the annual general meetings of the parent body. Further details concerning the statement can be obtained by contacting the school.

School performance 2011

Achievements

Arts

- Seven students attended the North Coast Creative Arts Camp.
- Sixty-five students from Stages 1 and 3 performed at the Lismore Performing Arts Festival in two exciting dance troupes.
- Six Stage 3 students attended enrichment activities at Kadina High School. All Year 6 students participated in enrichment activities at Lismore High School.
- Our Aboriginal students performed traditional songs for our school National Aboriginal and Islanders' Day of Celebration (NAIDOC) week and performed at Heritage Park in the Lismore NAIDOC week activities.
- All stages participated in dance workshops funded by our Physical Education (PE) program.
- The school concert band, under the direction of Dorothy Cockburn, performed soundly at our school presentation evening.
- A junior choir led by Elizabeth Kelly competed successfully in the Lismore Eisteddfod.

Sport

Each year we enter teams into the statewide Primary Schools Sports Association (PSSA) knockouts. Following is an outline of how these teams fared this year.

Firstly, our girls' hockey team made it through to third round where they were defeated 3–0 by Burringbar – even their state goalie could not help them. The girls' touch football team was knocked out in the first round and the girls' football team was defeated in Round 3.

The netballers were also defeated in Round 3 but it should be mentioned they only had three Year 6 girls and so therefore should do very well next year. Our girls' basketball team was another Round 3 casualty but managed to make the semi-finals of the Northern Rivers Marketing Gala Day.

The girls' softball team was defeated in Round 4 by a strong Alstonville team. The coach Mrs MacDonald made special mention of their

excellent attitude in all games even in defeat. Well done to all the girls' teams!

The PSSA tennis knockout is based on mixed teams – two boys and two girls. The tennis team made it through to the Round 4 where they were defeated by Centaur 7 matches to 5.

Our cricketers had a short season being defeated by Wollongbar in the Round 2. Our Rugby League and Rugby Union teams had even shorter seasons, both bowing out in Round 1. We should also mention WRPS had junior teams compete at the Casino League Carnival where they tried very hard against experienced competition.

The AFL team made it to the semi-finals of their local gala day and also competed in the Future Stars Cup held in Ballina.

Our boys' soccer team got off to a great start to the season, winning by some big scores but were defeated by Yamba in Round 4. They were a great group of boys to work with and probably should have gone further.

Our softball team was the number one team this year. They made it through to the North Coast final. Here they came up against Narranga. Narranga boasted seven North Coast representatives. Our boys were defeated but they put up a great fight. Well done boys! Narranga went on to play in the state finals. The finals were washed out and Narranga were awarded joint state champions.

We had a number of swimmers make it through to the North Coast carnival. They all performed well but were not able to make it through to state level this year.

In athletics our team results were very good with many athletes competing at zone level and then progressing on to regional level.

In cross country we sent a number of athletes to zone and we had a number of representatives at the North Coast PSSA Cross Country.

Honour Roll for 2011

This is where we recognise individuals that have represented at regional level or higher. Firstly, our state hockey representative was Ilah Arnold. Making a state team is an outstanding effort and the result of years of training and hard work. Well done, Ilah!

Representing the North Coast PSSA

Jacon Graham – Softball

Jack Thelan – Softball

Keoni Toseki Solemona – Rugby Union

Kendelle O'Reilly – Softball

Jye Wilson – Football

Ronan Krarup – Football.

In concluding this report there are two groups that we would like to thank. Firstly, the teachers who give up their time to coach our sporting teams. Here at Wyrallah Road we are able to offer such a range of sports only because there are teachers willing to put their hands up and take on the role of coach.

We would also like to thank all the parents who made time available to provide transport to and from events for our sporting teams. This is greatly appreciated.

Sports Awards

Champion House Swimming – Paterson

Champion House Athletics – Gilmore

Champion House Cross Country – Gilmore

Overall Champion House – Gilmore

Sportsperson of the Year for 2011

This year we had a tie for the sportsperson of the year. Our first recipient is a young man who has represented the school in just about every sport possible. He has competed in: cricket, softball, AFL, football, Rugby League, Rugby Union, swimming, cross country, athletics. He represented the Northern Rivers zone in cricket, softball, football and swimming. He was also the 12 years swimming champion. Congratulations to Zachariah Maxwell, 2011 Wyrallah Road Public School Sportsperson of the Year.

Our next recipient was another young man who has competed in many sports He has represented the school in: cricket, softball, AFL, football, Rugby League, Rugby Union, cross country and athletics. He represented the Northern Rivers zone in softball, AFL and athletics. He also represented the North Coast in football. Congratulations to Jye Wilson, 2011 Wyrallah Road Public School Sportsperson of the Year.

Other

Special School Initiatives

A range of student orientated programs throughout the year has enabled an increasing number of students to achieve high levels.

Programs include:

- pleasing results in the Australian school competitions in English, writing, mathematics, science and computer education. Following a voluntary participation ethic, our students have achieved results well above the national average. A drop-off in participation was noted this year;
- continuation of support for students by the SRC in their endeavours to raise funds to provide resources for student use;
- practicum opportunities for student teachers from Southern Cross University;
- participation by our student leaders in a leadership seminar; and,
- Stage 3 mathematics enrichment conducted by Southern Cross University (Don Whitelaw).

Academic

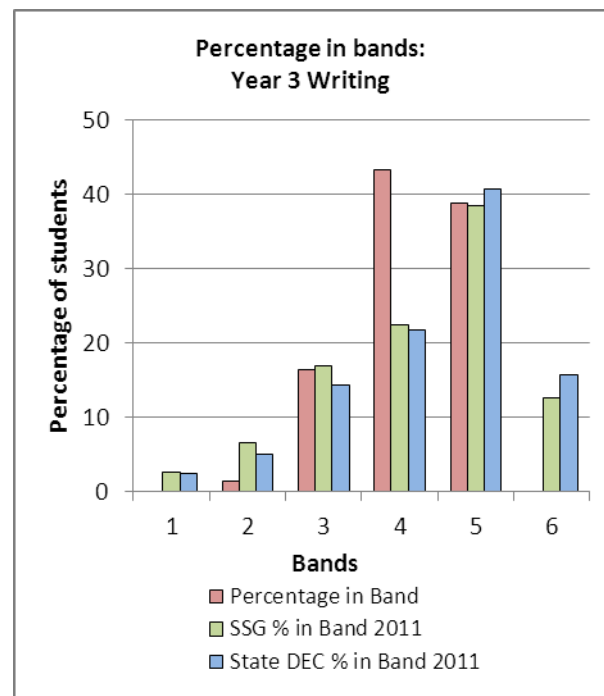
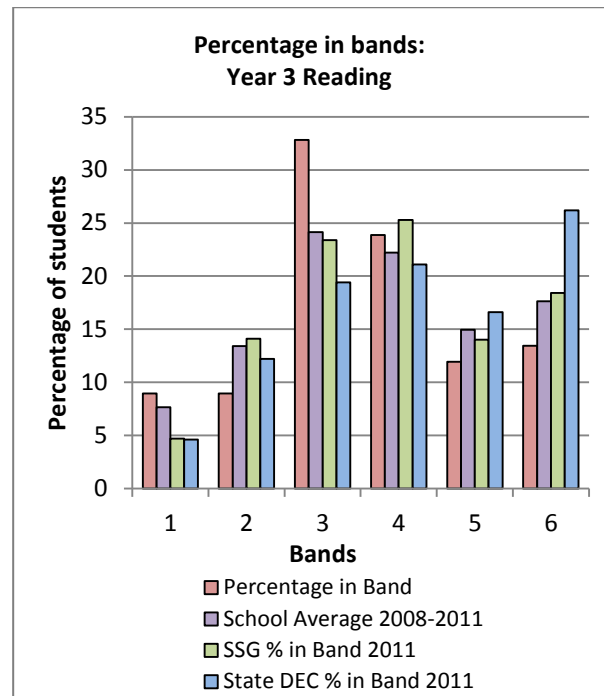
In the National Assessment Program, the results across the Years 3, 5, 7 and 9 literacy and numeracy assessments are reported on a scale from Band 1 to Band 10.

The achievement scale represents increasing levels of skills and understandings demonstrated in these assessments.

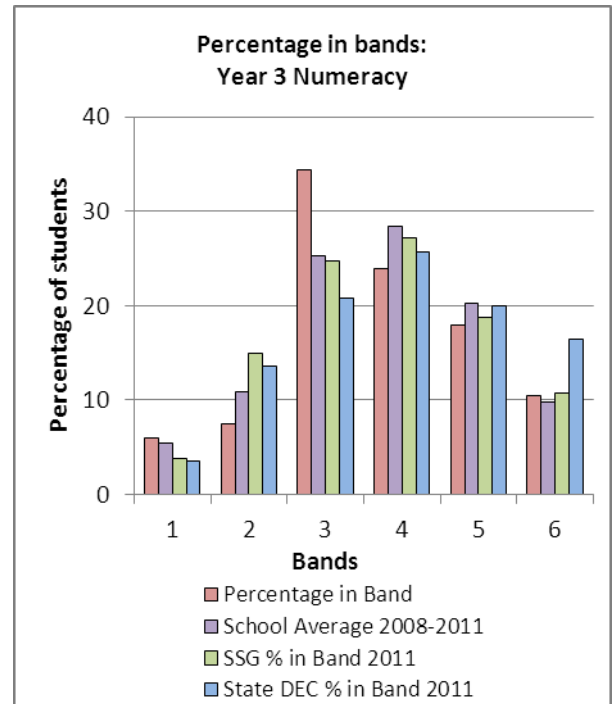
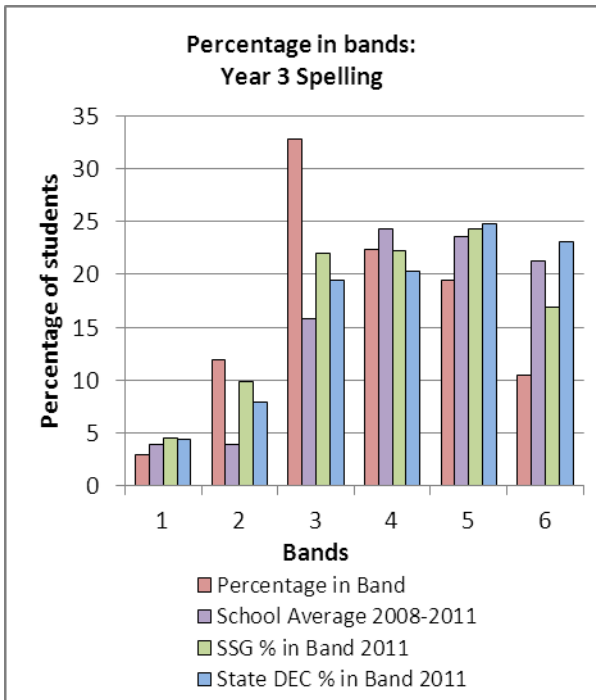
Yr 3: from Band 1 (lowest) to Band 6 (highest for Year 3)

Yr 5: from Band 3 (lowest) to Band 8 (highest for Year 5)

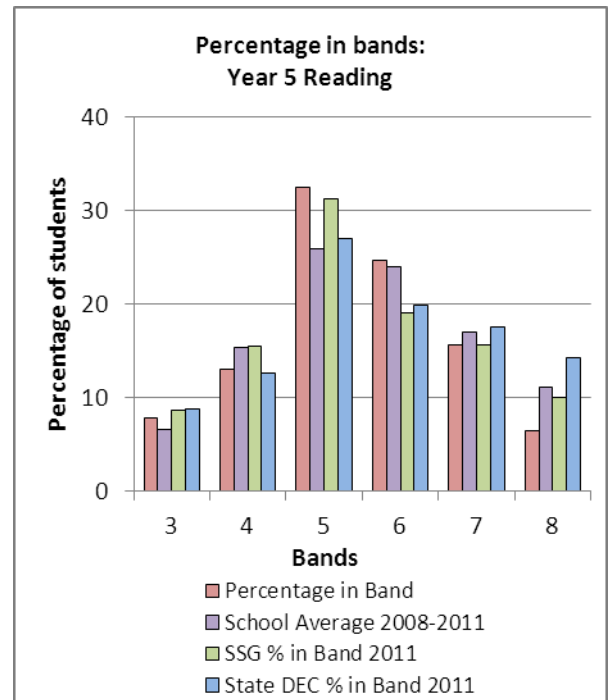
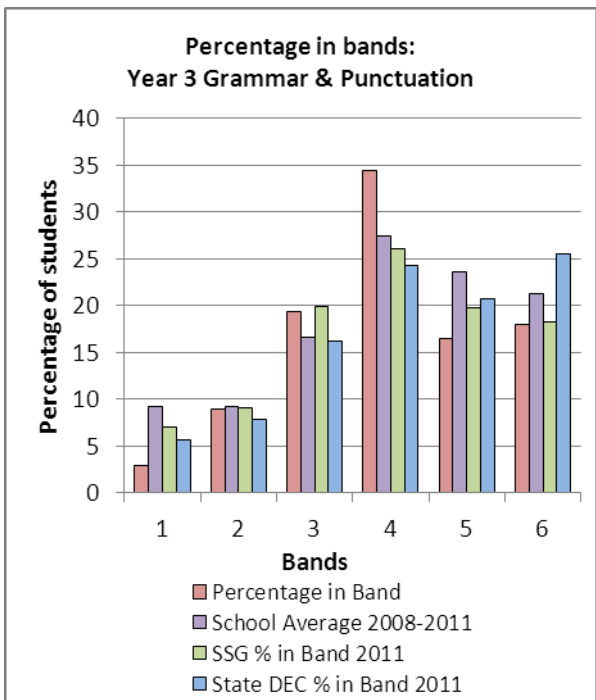
Literacy – NAPLAN Year 3

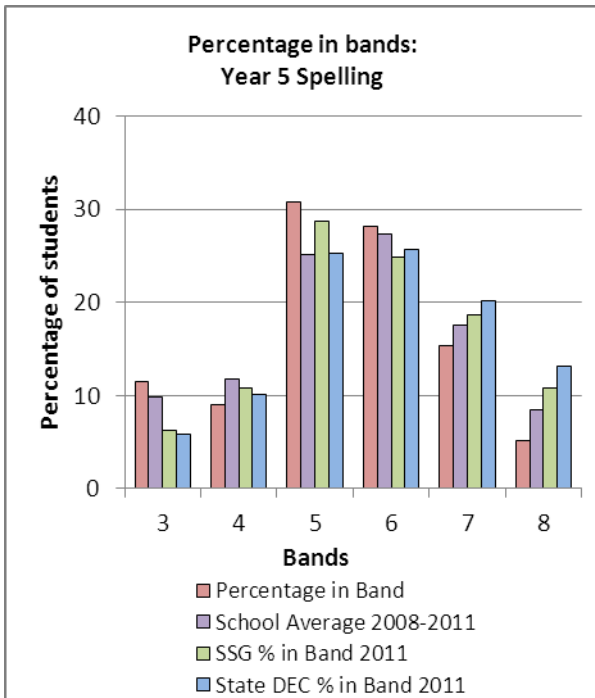
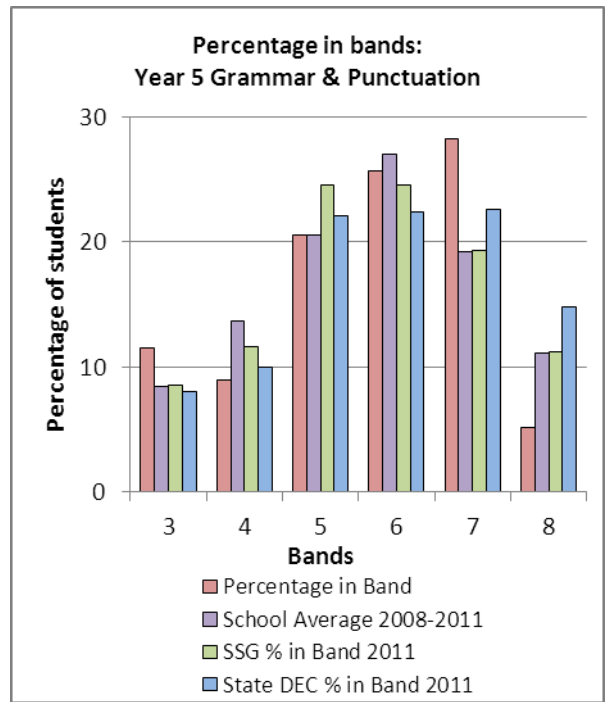
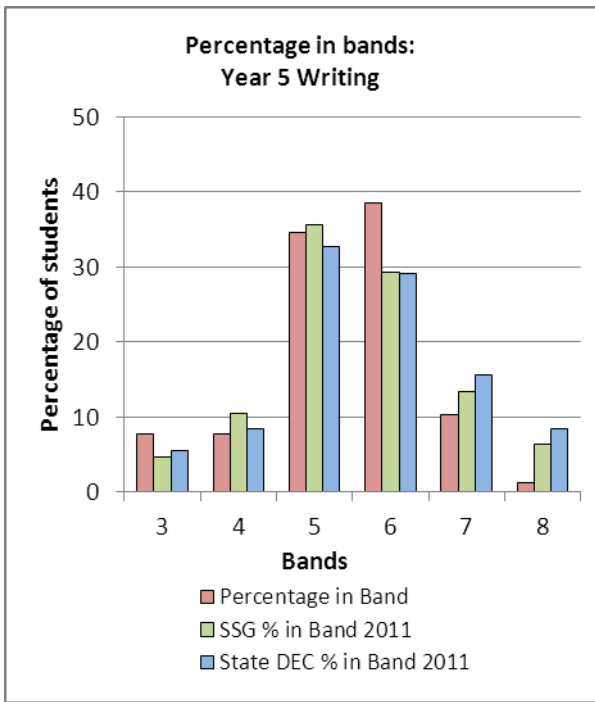


Numeracy – NAPLAN Year 3

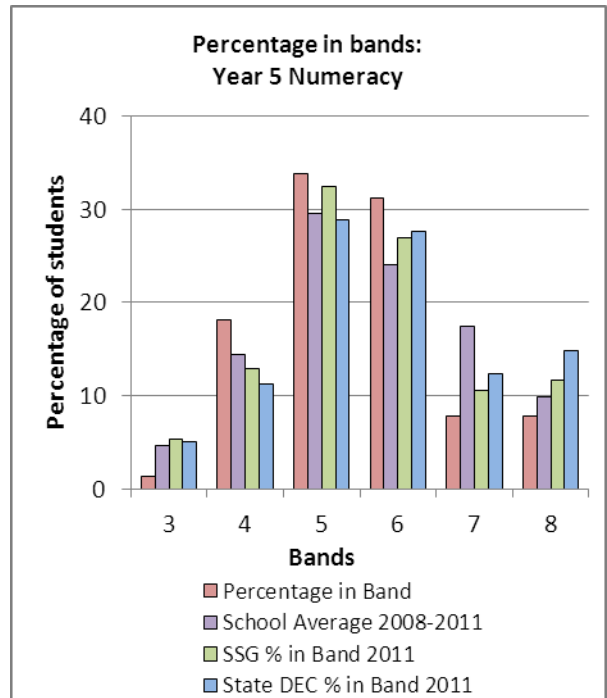


Literacy – NAPLAN Year 5

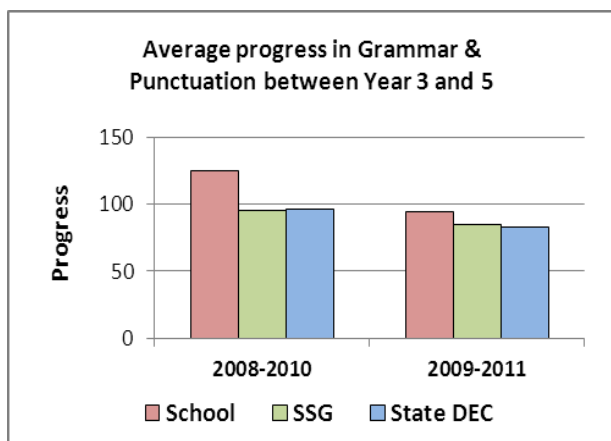
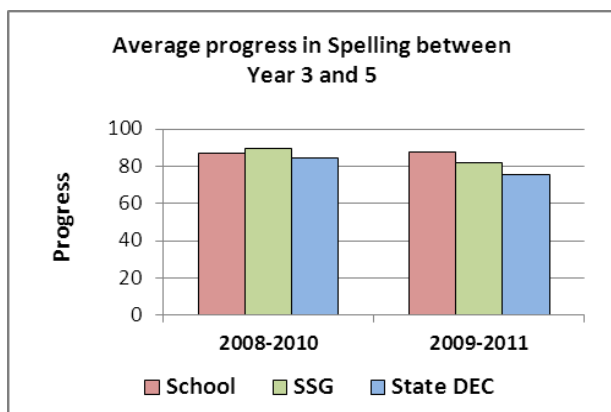
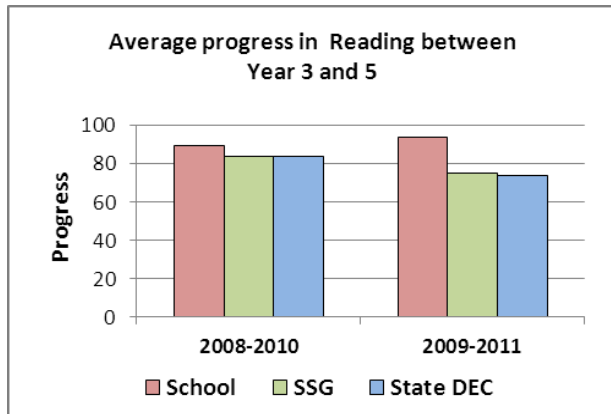




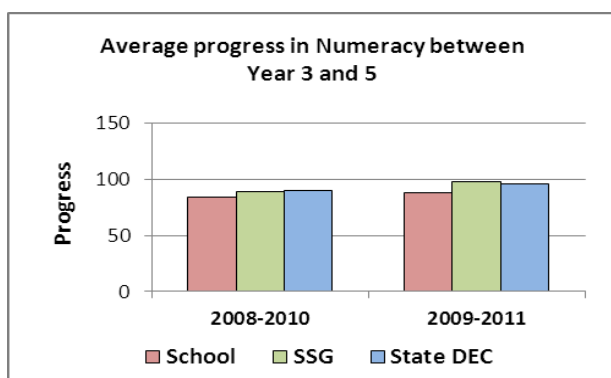
Numeracy – NAPLAN Year 5



Progress in literacy



Progress in numeracy



Minimum standards

The Commonwealth Government sets minimum standards for reading, writing, grammar and punctuation, spelling and numeracy for Years 3, 5, 7 and 9.

The performance of the students in our school in the National Assessment Program – Literacy and Numeracy is compared to these minimum standards. The percentages of our students achieving at or above these standards are reported below.

| | |
|-----------------------|-------|
| Reading | 91.0 |
| Writing | 100.0 |
| Spelling | 97.0 |
| Grammar & Punctuation | 97.0 |
| Numeracy | 94.0 |

| | |
|-----------------------|------|
| Reading | 92.2 |
| Writing | 92.3 |
| Spelling | 88.5 |
| Grammar & Punctuation | 88.5 |
| Numeracy | 98.7 |

Significant programs and initiatives

Aboriginal education

- Thirty-eight Aboriginal students were enrolled at WRPS in 2011. An extensive NAIDOC week was planned by senior students, parents and teachers of the Aboriginal Education committee. Two guest speakers were engaged to open our celebration and provide a Welcome to Country at the flag-raising ceremony on the Monday morning.
- Members of the Aboriginal Education Committee taught our Aboriginal students a number of traditional songs. These were performed during our NAIDOC week celebration at both the school and at Heritage Park.

- Current major project is a mural for our new hall.
- Our Aboriginal Parent Committee continues to operate successfully and more people are attending each meeting.
- A 'Dare to Lead' Snapshot was conducted in March 2011 and some recommendations have been implemented.

Multicultural education

- Continued liaison with Southern Cross University resulted in four international students being enrolled at Wyrallah Road Public School.
- Our African refugees continue to add a valuable dimension to our multicultural program.
- Positive interaction between international and local students resulting in excellent relationships and greater understanding of cultural diversity.
- English as a second language (ESL) has been provided for all of our international students. These lessons are delivered by staff with appropriate training.
- A metal drum band has been established.

Respect and responsibility

Our SRC selects one charity per term with Stewart House being a constant as our major charity. In 2011 we had many children involved in the 40-hour Famine and the MS Read-a-thon.

Three major SRC initiatives were the Queensland floods, Japanese tsunami, Christchurch earthquake days which raised funds for the people of these countries who experienced devastating natural disasters.

Our Student Welfare Committee has embraced the Positive Behaviour Learning (PBL) system of addressing whole-school student behaviour. This continues to make a significant impact on the general tone of the school. Our students are aware of the school rules and the vast majority of our students abide by them on a daily basis. This program goes from strength to strength with a reduction in suspensions and continued decrease in candidates for the time-out room.

Progress on 2011 targets

Target 1

Focus on areas in literacy and numeracy identified by 2010 NAPLAN results.

Our achievements include:

- Our 2011 NAPLAN results were analysed, students targeted and programs implemented by the Support Teacher Learning Assistance (STLA);
- all targeted areas achieved improved results;
- a team of six attended the Regional Quality Teaching Conference in March;
- an in-school training and development program was undertaken in spelling strategies; and
- strategies learnt at the Regional Conference were utilised in classroom programs.

Target 2

Re-invigorate PBL program.

Our achievements include:

- the incidence of bullying has decreased – a fact supported by Register of Individual Student Contact (RISC) data;
- increased knowledge and implementation of school rules by students;
- suspensions and 'time-out' placements have decreased; and
- the introduction of a new bullying program 'Stop-Walk-Talk'.

Target 3

Improve the performance of all students by improved delivery techniques.

Our achievements include:

- six staff attended the Regional Quality Teaching Conference and conducted stage workshops on their return, upskilling peers;
- workshops were spread over school days, staff development days and after school; and,
- stage supervisors report an increase in the use of stimulating lessons using interactive whiteboards (IWBs).

Target 4

All teachers undertake training and development in implementation of IWBs into daily classroom usage.

Our achievements include:

- all students having access to effective lessons involving IWBs; and
- all teachers being trained in IWB usage for effective lesson delivery.

Key evaluations

It is a requirement for all NSW public schools to conduct at least two annual evaluations – one related to educational and management practice and the other related to curriculum. In 2011 our school carried out evaluations of the Connected Outcome Groups (COGs) and Positive Behaviour for Learning (PBL)/Student Welfare.

Educational and management practice

PBL/Student Welfare

Background

Historical data from Register of Individual Student Contact (RISC) was gathered and analysed. Historical data from entries into 'Time-out' was gathered and analysed. The PBL matrix was updated in Term 1, allowing explicit teaching of school expectations.

Findings and conclusions

- Total classroom RISC entries trended from 16.9 (2010) to 13.8 (2011) for Term 4 entries. This indicates fewer students were being entered onto RISC for inappropriate behaviour.
- Entries into 'Time-out' also trended down.

Future directions

In 2012 PBL expectations will continue to be explicitly taught and the matrix updated as needed.

Curriculum

COGs

Background

The school identified a need to consolidate COGs resources within the school.

Staff stated that KLAs were not equally addressed in the COGs unit.

It was noted that COGs units with a PE/Fitness focus should be included in COGs teaching K-6.

Findings and conclusions

- Resources referred to in COGs units from the general teacher resource room and library shelves were gathered into kits. Correlation tables were drawn up to demonstrate the overlap of resources K-6.
- KLA/Outcomes table was designed to assist stages in choosing COGs units for a particular year that addressed outcomes across several KLAs. An odd/even year scope and sequence chart was designed.
- COGs units with a PE/Fitness focus were incorporated across the scope and sequence chart.

Future directions

IWB software which compliments COGs unit topics will be considered for purchase.

There will be ongoing review of the scope and sequence chart.

Professional learning

All staff participated in professional learning activities.

- On the first day of the year staff completed the second day of a two-day Non-violent Crisis Intervention course.
- A team of 6 staff members attended the regional Quality Teaching Conference in March at Coffs Harbour. They conducted stage workshops on their return to share knowledge gained in up-to-date research and methodology.
- Twelve staff attended a gymnastics movement course on the staff development day at the end of the year. Remaining staff attended anaphylaxis and asthma training.
- Average expenditure per teacher was \$700.
- Staff development days in Terms 2 and 3 were directed at targets set for 2011.

School planning 2012—2014

The school planning policy provides direction for the preparation and implementation of school plans including the identification of priority areas, intended outcomes and targets that are consistent with the NSW State Plan and the Department's planning documents.

School priority 1 – LITERACY

Outcome for 2012–2014

Improve the performance of all students by 10% in each band of NAPLAN.

2012 Targets to achieve this outcome include:

- attainment of stage outcomes by an increasing percentage of students;
- quality teaching is occurring in all classrooms; and
- improved results in targeted assessment related to our teaching strategies.

Strategies to achieve these targets include:

- Explicit teaching in reading:
 - inference
 - main idea
 - linking information
 - visual literacy
 - location of information, and
 - applied comprehension.
- Explicit teaching in spelling:
 - two syllable words with suffixes – ed, ly, es, ing, eys, ty and diphthong diagraph ue, ea, ou
 - unaccented syllables – ere, ual
 - homophones – ear, ai
 - soft consonant – c, ce
 - one syllable word with short vowel – o, ea
 - silent medial and initial consonant – w
 - final consonant – ll, ck
- Explicit teaching in grammar and punctuation.

School priority 2 – TECHNOLOGY

Outcome for 2012–2014

Continual upgrade of student computers and purchase scanners and printers as required.

2012 Targets to achieve this outcome include:

- all students exposed to lessons involving electronic IWBs and personal computers (PCs); and
- all teachers trained in electronic IWB usage and PC classroom lesson delivery.

Strategies to achieve these targets include:

- purchase of scanners and printers for each classroom to complement computer education program and for staff usage; and
- all teachers to undertake extensive training and development as required to improve delivery skills of the teaching/learning process.

About this report

In preparing this report, the self-evaluation committee has gathered information from evaluations conducted during the year and analysed other information about the school's practices and student learning outcomes. The self-evaluation committee and school planning committee have determined targets for the school's future development.

| | |
|-------------------|--------------------------|
| Ralph Taylor | Principal |
| Michelle Simpson | P&C President |
| Barry Burgess | Deputy Principal |
| David Walmsley | Assistant Principal |
| Narelle Clydsdale | Assistant Principal |
| Ted Williamson | Rel. Assistant Principal |
| Kerry Flick | Rel. Assistant Principal |
| David McLean | Rel. Assistant Principal |

School contact information

Wyrallah Road Public School
152 Nielson Street, Lismore, NSW
Ph: 02 66 21 3363
Fax: 02 66 22 2952
Email: wyrallahrd-p.school@det.nsw.edu.au
Web: www.wyrallahrd-p.schools.nsw.edu.au
School Code: 3856

Parents can find out more information about Annual School Reports, how to interpret information in the reports and have the opportunity to provide feedback about these reports at:

<http://www.schools.nsw.edu.au/asr>